

Scoop

Contemporary



HIGH POINT FURNITURE
INDUSTRIES

1071 Executive with
Black Arms/Base
697 Crossfire Graphite
1117 Management with Wood
Arms/Base & Channel Back
FM Natural
672 Cobblestone Grey

1071 Executive Swivel
 Black Arms/Base
 813 Sketch Cardinal



BLACK Arms/Base

Complement contemporary environments with Scoop seating in black finish. Lightly textured, urethane arms offer scratch resistance. Nylon-reinforced, five-star Spider base includes dual-wheel carpet casters. Coordinate with guest chairs in Black (BLK) wood finish.



Casegoods and Tables are available in a variety of styles, sizes, colors and selections to complete your business environment

WOOD Arms/Base

Enhance any Scoop model with the natural beauty of wood. Choose from several wood finishes and coordinate with High Point casegoods. Wood arms are formed to shape. Five-star bases feature metal understructure with wood caps. All Scoop seating available in an extensive selection of fabrics, vinyls and leathers; ask about our full-color, full-reference Upholsteries Catalog.



1001 Executive Swivel
 WC Windsor Cherry

ORIGINAL Back

Scoop's Original non-stitched back features unique body-form shape and built-in lumbar support for long-term comfort while working. Waterfall front seat edges promote proper circulation. All models available in Original or Channel back style.



1004 Sled Base Guest
 MAH Mahogany
 498 Precision Black
T1005 Connecting Table
 MAH Mahogany

Pneumatic Lift provides easy-operation seat-height adjustment. Standard on all swivel tilt chairs!



1114 Sled Base Guest
 OAK Medium Oak
T1005 Connecting Table
 OAK Medium Oak

CHANNEL Back

Scoop's Channel back features the same body-form shape, built-in lumbar and waterfall front seat edges, promoting proper support and comfort...plus unique vertical stitching! All models available with Channel or Original back style.



Scoop



Original Back

Channel Back






1001 Executive Swivel Tilt with Wood Arms/Base (shown)
1071 Executive Swivel Tilt with Black Arms/Base

1007 Management Swivel Tilt with Wood Arms/Base (shown)
1077 Management Swivel Tilt with Black Arms/Base

1091 Executive Swivel Tilt with Black Arms/Base (shown)
1111 Executive Swivel Tilt with Wood Arms/Base

1097 Management Swivel Tilt with Black Arms/Base (shown)
1117 Management Swivel Tilt with Wood Arms/Base



1003 Arm Chair with Wood Finish

1004 Sled Base Arm Chair with Wood Finish

1093 Arm Chair with Black Finish (shown)
1113 Arm Chair with Wood Finish

1094 Sled Base Arm Chair with Black Finish (shown)
1114 Sled Base Arm Chair with Wood Finish



1003CCCC
 OAK Medium Oak
 635 Bastille Riviera

Multiple Seating Unit

Excellent for waiting areas, Scoop Guest Chairs can be pre-configured (up to 4 chairs) using common arm design, resulting in maximum seating in minimum space. Multiple Seating Units ship assembled.

HIGH POINT FURNITURE
 INDUSTRIES

P.O. Box 2063, High Point, NC 27261
 800-447-3462 • Fax: 800-231-6784
 www.hpfi.com

QS All High Point Seating available in several finishes and 50+ upholstery options at industry-leading Quick Ship lead times. Ask your High Point Representative for details. Dimensions listed are width/depth/height overall. Reference current price list for complete descriptions. Specifications subject to change without notice.